




HOW TO

CLEAN UP WATER-BASED LABELING ADHESIVES

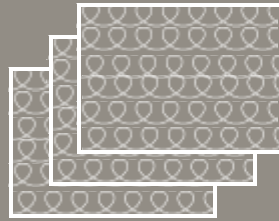
WHAT YOU'LL NEED



Window cleaner with ammonia



Scrub brush



Heavy-duty scouring pads



Warm water & soap

SLOW

Perform preventive maintenance when equipment is slow or down

Use a spray bottle to wet pallets and re-moisten adhesive buildup



IN-PROCESS CLEANING

Clean at least

1


time per shift

CHANGE OVER CLEANING

Disassemble pallets and rollers--soak in warm water for up to

30 MINS

Water should not exceed **125°F**



Decrease cleaning time using water with a pH close to **10**

Use the following to cover surfaces for easy adhesive removal:

- Plastic wrap
- Penetrating & lubrication oil
- Food grade grease